



Reception Spring 1

This half term Reception will be learning all about Polar Regions. We will be focusing on the Arctic and Antarctica. Some of the things we will be learning about and exploring are:

- Animals and living things.
- Homes and how people live in these climates.
- Comparing the polar regions to other places in the world.
- Researching historical figures and their expeditions in the Arctic and Antarctic.
- Reading stories based in the polar regions.
- Creating artwork with the stimulus of the Arctic and Antarctic.

Week by Week



Week 1: **The Arctic** - Polar Bears

Week 2: **The Arctic** - Climate and Heat

Week 3: **The Arctic** - Homes and Inuit People

Week 4: **The Antarctica** - Explores and Expeditions

Week 5: **The Antarctica** - Transportation

Week 6: **The Antarctica** - Penguins

Week 7: Evaluating the topic and our knowledge.


Each week we will be encouraging the children to learn and use five words related to our topic.



Stories and Texts




Here are the main stories we will be using throughout our topic:

- Iris and Isaac by Catherine Rayner
- The Polar Bear Son Retold by Lydia Dabovich
- Lost and Found By Oliver Jeffers
- The Emperor's Egg By Martin Jenkins








Week 1: The Arctic - Polar Bears





1 - Book of the week.

This week we will begin our topic by firstly introducing the Arctic to the children and gaining an insight into what the children already know about this place in the world.


Main text for the week: Iris and Isaac by Catherine Rayner

Vocabulary words for the week: Polar bear, Arctic, habitat, blubber and camouflage.

Activities:

- Retelling the story of Iris and Isaac in the small world area.
- Creating our own stories about the Arctic in the small world area and construction area.
- Exploring sounds from the Arctic as well as creating movements to the sounds.
- Finding high frequency words in books and sensory play activities.
- Cutting out polar bears by size and ordering them.
- Studying artwork of George Saurat and pointillism and creating our own polar bear pictures.
- Vet role play to treat and protect polar bears.
- How does a polar bear stay warm? Blubber/ice experiment.

Week 2: The Arctic - Climate and Heat



2 - Book of the week.

This week we will be linking our previous learning on polar bears to understand how they can survive and live in a cold environment.

Main text for the week: Iris and Isaac by Catherine Rayner


Vocabulary words for the week: Climate, heat, temperature, insulator and iceberg

Activities:

- Talk for writing: retelling the story of Iris and Isaac.
- Polar animal yoga, children creating movements and poses of polar animals.
- Science experiment - What is an insulator? Exploring different materials and which are best to keep heat in.
- Comparing the climate of the Arctic with other places around the world.
- Completing and creating jigsaws of the Arctic.
- Continuing to explore George Saurat's work and our own recreations.
- Iceberg collage
- Creating story maps of Iris and Isaac
- Comparing numbers to five. Using representations from the Arctic to compare numbers to 5.
- Measuring polar bears using standard and non standard units.
- Drawing polar bears by size.

Week 3: The Arctic - Homes and Inuit People





3 - Book of the week


Main text for the week: The Polar Bear Son Retold by Lydia Dabovich

Vocabulary words for the week: igloo, Inuit, homes, family and protect

Activities:

- Building igloos using sugar cubes.
- Sensory play with ice and small world animals.
- Small world play with Inuit figures and animals.
- Vet role play area - taking care of the Polar Bear Son.
- Story map and feelings - talking about the different emotions characters feel in a story.
- Exploring pictures of homes in the Arctic and other areas of the world.
- Fred talk - recording words with three and four sounds.
- Sequencing movements to music - telling a story.
- Designing a home for Inuit people to live in.
- Composition of 4 and 5.

Week 4: The Antarctica - Explores and Expeditions



4 - Book of the week.

Main text for the week: Lost and Found by Oliver Jeffers


Vocabulary words for the week: penguin, Antarctica, explorers and expedition

Activities:

- Ten frame penguins - counting and marking on a ten frame.
- Drawing maps for the boy and penguin to find their way to the South Pole and back home.
- Introducing Sir James Clark Ross and researching his expedition.
- Making telescopes to go on an expedition.
- Writing lists of items for an expedition.
- Directions - telling others which direction to travel in.
- Number of the week 6. Counting, subitising, representations of 6.

Week 5: The Antarctica - Transportation





5 - Book of the week.

Main text for the week: Lost and Found by Oliver Jeffers


Vocabulary words for the week: Transport, boat, safety, travel and scenery

Activities:

- Designing and making boats for the boy and the penguin to travel on.
- Researching how do people travel in the snow? Across ice?
- Water Safety.
- Building new vehicles in the construction area to travel on snow.
- Number of the week 7. Counting, subitising and representations.
- Comparing transportation what is the same, what is different?
- Small world area setting a scene using a map.
- How do animals travel around the Antarctic? How have they adapted to their environment?

Week 6: The Antarctica - Penguins





6 - Book of the week.


Main text for the week: The Emperor's Egg by Martin Jenkins

Vocabulary words for the week: species, environment, life cycle, fledgling and incubate.

Activities:

- Reciting and ordering the life cycle of a penguin.
- Ice cave - writing our own polar region stories.
- Continuing with pointillism making images of penguins with dots.
- Penguin pool, using a pipette to transport water - fine motor skills.
- Penguin wax crayon pictures and water colours.
- Labelling parts of a penguin encouraging Fred Talk.
- Number of the week 8. Counting, subitising and representations.
- Measuring and ordering species of penguin by height.
- Vet role play - Taking care of a penguin.
- Exploring different species of penguin. Recalling facts we have learnt throughout the week.

Week 7: Evaluating our topic



7 - Book of the week.

Main text for the week: Lost and Found by Oliver Jeffers

Vocabulary words for the week: Evaluate, fact file, knowledge,

Activities:

- Number of the week 9. Counting, subitising and representations.
- Images of the polar regions, can the children write words or a short caption about the image?
- Cutting out fish for the penguins to eat.
- Penguin Fact file. What facts can the children recall?
- Foil painting.
- Penguin rock painting.
- High frequency word writing. Sensory play.
- Expeditions: creating movements that may be seen in Antarctica e.g digging snow, hiking in the snow, walking like a penguin.
- Listening to the sounds of the South Pole and North Pole. Can the children name the sounds?